



# Wagons & Chests Tool Sets (WA Series)



2

## T47130 69pc 1/4" & 3/8" Dr. Tool Set w/ 3-Tier Canti-Lever Metal Case (Metric)

- Heavy duty metal box for home and industrial use
- Professional grade tools for superior performance and durability
- 1/4" & 3/8" Dual-drive extendable ratchet
- Chrome Vanadium steel

Canti-Lever Handle Construction

Extra Storage Space  
Underneath  
Removable Tray



Measurement	Width	Depth	Height
Dimension	16" 410mm	8.7" 220mm	11.6" 295mm

## T47131 76pc 1/4" & 1/2" Dr. Tool Set w/ 5-Tier Canti-Lever Metal Case (Metric)

- Heavy duty metal box for home and industrial use
- Professional grade tools for superior performance and durability
- 1/4" & 1/2" quick-release offset ratchets
- Chrome Vanadium steel

Canti-Lever Handle Construction



Measurement	Width	Depth	Height
Dimension	18.5" 470mm	8.7" 220mm	14" 355mm



Extra Storage Space  
Underneath Removable Tray

## T47100 117pc 1/4" & 1/2" Dr. Professional 4-Drawer Tool Chest (Metric)

- Assortment of professional grade tools
- Chrome Vanadium steel
- 72-Tooth industrial grade ratchets
- Heavy duty tool chest w/ sliding drawers
- Bonus drawer for added storage



**Heavy Duty Side Handles**

Measurement	Width	Depth	Height
Dimension	21.2" 540mm	10.1" 257mm	12.9" 328mm

## T47101 126pc 1/4", 3/8" & 1/2" Dr. Professional 4-Drawer Tool Set (SAE & Metric)

- Assortment of professional grade tools
- Chrome Vanadium steel
- 72-Tooth industrial grade ratchets
- Heavy duty tool chest w/ sliding drawers
- Bonus drawer for added storage



**Heavy Duty Side Handles**

Measurement	Width	Depth	Height
Dimension	21.2" 540mm	10.1" 257mm	12.5" 328mm

2

**T47103 135pc 1/4" & 1/2" Dr. Professional 6-Drawer Tool Chest (Metric)**

Measurement	Width	Depth	Height
Dimension	26" 660mm	12" 305mm	15" 380mm
3-Drawer	6.7" 170mm	10.8" 275mm	1.6" 41mm
2-Drawer	22.4" 569mm	10.8" 275mm	1.6" 41mm
1-Drawer	22.4" 569mm	10.8" 275mm	2.5" 64mm



Removable Tote Tray



**T47064**



**T47105 99pc 1/4" & 3/8" Dr. Professional 4-Drawer Tool Chest (Metric)**



**T45033**

**T45239**

Removable Tote Tray

Each Drawer Fits 4 Tool Tray Sets



**T47059**

Measurement	Width	Depth	Height
Dimension	26" 660mm	12" 305mm	15" 380mm
3-Drawer	22.4" 569mm	10.8" 275mm	1.6" 41mm
1-Drawer	22.4" 569mm	10.8" 275mm	2.5" 64mm



**T40171**



**T28396**



**T28397**



**T22939**



**T32794**



**T23230**

**T47104 118pc 1/4", 3/8" & 1/2" Dr. Professional 5-Drawer Tool Chest (Metric)**

Measurement	Width	Depth	Height
Dimension	26" 660mm	18" 455mm	19" 483mm
2-Drawer	22.7" 576mm	16.1" 410mm	1.7" 44mm
3-Drawer	22.7" 576mm	16.1" 410mm	2.1" 54mm



**T47057**



**T47011**



**T45030**

**T45240**

**T45425**



**T40187**

**T28951**

**T28952**



**T32098**

**T18400**

**T20680**

**T47111 57pc 1/4" & 3/8" Dr. Professional 1-Drawer Tool Trolley (Metric)**

Measurement	Width	Depth	Height
Dimension (w/ Casters)	28.3" 720mm	16.1" 410mm	34.6" 880mm
1-Drawer	22.4" 569mm	10.8" 275mm	2.1" 54mm

Drawer Fits 4 Tool Tray Sets



**T45033**

**T45239**

**T40171**

**T28396**



**T47072**

**T47122 120pc 5-Drawer Wagon Professional Tool Set (Metric)**
**2**

**T47062**

- Quick Release Ratchets: 1/4", 3/8", 1/2" Dr.
- 1/4" Dr. 6pt Sockets: 5.5 - 14mm
- 3/8" Dr. 6pt Sockets: 8 - 22mm
- 1/2" Dr. 6pt Sockets: 10 - 32mm
- 75-Degree Box End Wrenches: 8 x 9 - 18 x 19mm
- Combination Wrenches: 6 - 24mm
- Slotted Screwdrivers: 3 x 60 - 8mm x 150mm
- Phillips Screwdrivers: #1 x 80, #2 x 100mm


**T45030**
**T45240**
**T45425**

Measurement	Width	Depth	Height
Dimension (w/ Casters)	26.3" 670mm	18.1" 460mm	30.3" 770mm
3-Drawer	22.7" 576mm	16.1" 410mm	2.1" 53mm
2-Drawer	22.7" 576mm	16.1" 410mm	5.3" 135mm


**T47011**

**T40693**
**T40187**
**T28951**

**T28952**
**T32098**
**T20680**

**T47125** 135pc 5-Drawer Wagon Professional Tool Set



**T47062**




**Fits-All Sockets & Wrenches**

**SAE & Metric, 6pt/8pt/12pt  
Hex/Spline/E-TX/Square**

**One Socket  
Fits All Nuts & Bolts**

SAE/Metric Hex  
SAE/Metric Rounded Hex  
Spline  
E-TX  
Square

- Quick Release Offset Ratchets: 1/4", 3/8", 1/2" Dr.
- Fits-All Sockets: 4.5 - 32mm (3/16" - 1-1/4")
- Fits-All Wrenches: 8 - 22mm (5/16" - 7/8")
- Slotted Screwdrivers:
  - 3 x 60 - 8mm x 150mm
- Phillips Screwdrivers:
  - #1 x 80, #2 x 100mm



**T45996**

Measurement	Width	Depth	Height
Dimension (w/ Casters)	26.3" 670mm	18.1" 460mm	30.3" 770mm
3-Drawer	22.7" 576mm	16.1" 410mm	2.1" 53mm
2-Drawer	22.7" 576mm	16.1" 410mm	5.3" 135mm



**T47011**



**T28964**



**T32098**

**T23346**

**T18400**

**T47123 196pc 5-Drawer Wagon Professional Tool Set (SAE & Metric)**
**2**

**T47062**

- Quick Release Ratchets: 1/4", 3/8", 1/2" Dr.
- 1/4" Dr. 6pt Sockets: 5/32" - 9/16", 4 - 14mm
- 1/4" Dr. 6pt Deep Sockets: 1/4" - 7/16", 7 - 11mm
- 3/8" Dr. 6pt Sockets: 3/8" - 7/8", 10 - 19mm
- 3/8" Dr. 6pt Deep Sockets: 1/2" - 13/16", 10 - 16mm
- 1/2" Dr. 6pt Sockets: 3/4" - 1-1/8", 17 - 24mm
- 1/2" Dr. 6pt Deep Sockets: 3/4" - 15/16", 17 - 21mm
- Combination Wrenches:
  - 5/16" - 15/16", 8 - 18mm
- Slotted Screwdrivers:
  - 5 x 75 - 9.5mm x 200mm
- Phillips Screwdrivers:
  - #1 x 75, #2 x 100mm


**T45535**

Measurement	Width	Depth	Height
Dimension (w/ Casters)	26.3" 670mm	18.1" 460mm	30.3" 770mm
3-Drawer	22.7" 576mm	16.1" 410mm	2.1" 53mm
2-Drawer	22.7" 576mm	16.1" 410mm	5.3" 135mm


**T46056**

**T28964**

**T47120** 116pc 5-Drawer Wagon Professional Tool Set (Metric)



- Quick Release Offset Ratchets: 1/4", 1/2" Dr.
- 1/4" Dr. 6pt Sockets: 5.5 - 14mm
- 1/4" Dr. 6pt Deep Sockets: 6 - 13mm
- 1/2" Dr. 6pt Sockets: 10 - 32mm
- Combination Wrenches: 8 - 19mm
- Slotted Screwdrivers:
  - 3 x 60 - 8mm x 150mm
- Phillips Screwdrivers:
  - #1 x 80, #2 x 100mm



**T47062**



**T45032**

**T45425**

**T40179**

Measurement	Width	Depth	Height
Dimension (w/ Casters)	26.3" 670mm	18.1" 460mm	30.3" 770mm
3-Drawer	22.7" 576mm	16.1" 410mm	2.1" 53mm
2-Drawer	22.7" 576mm	16.1" 410mm	5.3" 135mm



**T47011**



**T28951**

**T28952**

**T32098**



**T46055**

**T47119 132pc 7-Drawer Wagon Professional Tool Set (Metric)**
**2**

**T47073**

- Quick Release Ratchets: 1/4", 3/8", 1/2" Dr.
- 1/4" Dr. 6pt Sockets: 5.5 - 14mm
- 3/8" Dr. 6pt Sockets: 8 - 22mm
- 1/2" Dr. 6pt Sockets: 10 - 32mm
- "75-Degree Offset" Box Wrenches:  
8 x 9 - 18 x 19mm
- Combination Wrenches:  
6 - 32mm
- Slotted Super Grip Screwdrivers:  
3 x 60 - 8mm x 150mm
- Phillips Super Grip Screwdrivers:  
#1 x 80, #2 x 100mm


**T47011**

Measurement	Width	Depth	Height
Dimension (w/ Casters)	26.3" 670mm	18.1" 460mm	37" 943mm
5-Drawer	22.7" 576mm	16.1" 410mm	2.1" 53mm
2-Drawer	22.7" 576mm	16.1" 410mm	5.3" 135mm


**T45030**
**T45240**
**T45425**

**T40693**
**T40187**
**T40188**

**T28951**
**T28952**
**T28953**

**T20680**
**T18400**
**T32098**



**T47126** 155pc 7-Drawer Wagon Professional Tool Set (SAE & Metric)



**T47073**




**Fits-All Sockets & Wrenches**

SAE & Metric, 6pt/8pt/12pt  
Hex/Spline/E-TX/Square

One Socket  
Fits All Nuts & Bolts

- Fits-All Sockets: 4.5 - 32mm (3/16" - 1-1/4")
- Fits-All Wrenches: 8 - 32mm (5/16" - 1-1/4")

Measurement Dimension (w/ Casters)	Width	Depth	Height
5-Drawer	26.3" 670mm	18.1" 460mm	37" 943mm
2-Drawer	22.7" 576mm	16.1" 410mm	5.3" 135mm



**T45996**



**T28964**



**T47011**

**T32098**

**T23346**

**T18400**



**T47011**

**T32190**

**T42678**

**T46059**

**T47116 135pc 7-Drawer Wagon Professional Tool Set (Metric)**
**2**

**T47073**

- Quick Release Offset Ratchets: 1/4", 3/8", 1/2" Dr.
- 1/4" Dr. 6pt Sockets: 5.5 - 14mm
- 3/8" Dr. 6pt Sockets: 8 - 22mm
- 1/2" Dr. 6pt Sockets: 10 - 32mm
- 75-Degree Box End Wrenches: 8 x 9 - 18 x 19mm
- Combination Wrenches: 6 - 32mm
- Slotted Screwdrivers: 3 x 60 - 8mm x 150mm
- Phillips Screwdrivers: #1 x 80, #2 x 100mm
- Slotted Electrical Screwdrivers:
  - 0.4 x 2.5 x 75, 0.8 x 4 x 100, 1 x 5.5 x 125,
  - 1.2 x 6.5 x 150mm
- Phillips Electrical Screwdrivers:
  - #0 x 75, #1 x 80, #2 x 100mm


**T47011**

Measurement	Width	Depth	Height
Dimension (w/ Casters)	26.3" 670mm	18.1" 460mm	37" 943mm
5-Drawer	22.7" 576mm	16.1" 410mm	2.1" 53mm
2-Drawer	22.7" 576mm	16.1" 410mm	5.3" 135mm


**T45030**
**T45240**
**T45425**

**T40693**
**T40187**
**T40188**

**T28951**
**T28952**
**T32173**

**T20680**
**T18400**
**T32098**

**T47117** 228pc 10-Drawer Wagon Professional Tool Set (Metric)



**T47011**



**T45030**

**T45240**

**T45425**



**T45208**

**T40182**

**T40192**



**T32095**

**T18407**

**T29656**




**T46055**



**T47084**

Measurement	Length	Width	Height
Dimension (w/ Casters)	26.3" 670mm	18.1" 460mm	37.8" 960mm
6-Drawer	22.7" 576mm	16.1" 410mm	1.7" 44mm
3-Drawer	22.7" 576mm	16.1" 410mm	2.1" 54mm
1-Drawer	22.7" 576mm	16.1" 410mm	4.6" 118mm



**T40193**



**T28964**



**T32179**





### T47121 244pc 13-Drawer Wagon Tool Set (Metric)

2



T47074



- Fits-All Go-Thru Ratchets: 13mm, 19mm
- Fits-All Go-Thru Sockets: 4.5 - 13mm
- Fits-All Go-Thru Sockets: 10 - 19mm
- Quick Release Offset Ratchets: 1/4", 3/8", 1/2"
- 1/4" Dr. 6pt Sockets: 5.5 - 14mm
- 3/8" Dr. 6pt Sockets: 8 - 22mm
- 3/8" Dr. 6pt Deep Sockets: 7 - 11mm
- 1/2" Dr. 6pt Sockets: 10 - 32mm
- 1/2" Dr. 6pt Deep Sockets: 12 - 19mm
- Geared Combination Wrenches: 8 - 19mm
- Combination Wrenches: 6 - 32mm

Measurement	Width		Depth		Height	
Dimension (w/ Casters)	53"	1358mm	18.1"	460mm	45.3"	1150mm
10-Drawer	22.7"	576mm	16.1"	410mm	2.1"	54mm
2-Drawer	22.7"	576mm	16.1"	410mm	4.6"	118mm
1-Drawer	47.8"	1216mm	16.1"	410mm	4.6"	118mm



T45030

T45240

T45425



T45207

T33225

T33224



T45822

T40941

T40693



T40187

T40188

T41489



T28952

T28953

T18400



T32098

T22903

T22904